

## Specifications

Model		MC815C
Crane capacity	Crane capacity	8,09t x 2.4m
	Max. working radius	18.8m x 0.34t (0.44t at P-Mode)
	Max. lifting height (on the ground)	19.6m x 2.39t (25.5m x 1.5t with fly jib)
	Max. reach below ground level	-21.0m (6 falls)/-31.5m (4 falls)-63.0m (2 falls)-126.0m (single fall)
Weight & Dimension	Pick & Carry capacity	1.0t
	Overall length x width x height	5,900mm x 1,670mm x 2,490mm
	Overall length x width x height (with fly jib)	5,900mm x 1,740mm x 2,490mm
	Machine weight	9,460kg (9,700kg with electric motor)
Winch system	Crawler ground length x width	2,245mm x 400mm
	Hoist wire rope	IWRC 6 x F(29) φ10 x 150m
	Hook speed	20.6 m/min (4 layers, 6 falls)
Telescoping system	Type	Fully automatic 5-section pentagonal telescopic boom
	Boom length / time	5.52~19.40m / 52.0sec
	Boom hoist system	0~80deg / 22.9sec
	Swing system	Swing angle / time
Outrigger system	Type	Extended Hydraulic cylinder direct acting Setting up Hydraulic cylinder direct acting
	Max. extended width	(Lateral) 5,770 x (Front) 6,300 x (Rear) 6,620mm
	Type	Hydraulic motor driven, stepless speed changer
	Travel system	Travel speed
Engine	Gradability	23 deg
	Ground pressure	52.0kPa (0.53kgf/cm <sup>2</sup> ) (53.0kPa (0.54kgf/cm <sup>2</sup> ) with electric motor)
	Model	YANMAR 4TNV88C-NMB
	Displacement	2.189L (2.189cc)
E-Motor	Rated output	30.5kw/2,500min <sup>-1</sup> (41.5PS/2,500rpm)
	Starting method	Electric starting
	Fuel / Fuel tank capacity	Diesel / 70.0L
	Motor type	Totally enclosed fan-cooled motor 15kw, 4P 380V
Remote control system	Starting system	Inverter system (30Hz - 60Hz)
	Type	Radio & Proportional joystick control
	Micro/High speed mode	Available
	Load display for transmitter	Available
Safety device	Outrigger operation	Available
	Travelling operation	Available
	Overwind protection, Load indicator, Hydraulic safety valve, Wire rope latch, Level, Machine body inclination alarm, EMO switch, Crane/Outrigger interlock device, Safety lock lever, Moment limiter, Rotary lamp, Anti-slack device, Slew restriction system, Anti-interference device	
	Optional items	Rubber pads (Black & White), Single fall hook, Searcher hook (1.0t), Hydraulic type Fly jib (1.5t)

\* Due to improvements, the specifications are subject to change without notice.

## Rated Total Load Chart (6 falls)

\*The rated total load chart is based on the actual working radius including boom deflection.  
\*The weight of hook block (6.4/2.1kg/250kg) must be included as part of the load shown in the rated total load chart.  
\*N mode applies to 360 deg slew range, P mode is available only for certain slew area.

### 1. Outriggers Max Extended unit:kg

Working radius (m)	Boom ①		①+②		①+②+③		①+②+③+④		①+②+③+④+⑤	
	N mode	P mode	N mode	P mode	N mode	P mode	N mode	P mode	N mode	P mode
2.4	8090	8090	6390	6390	4690	4690				
2.5	7690	7690	6390	6390	4690	4690	3390	3390		
3.0	6390	6390	6390	6390	4690	4690	3390	3390		
3.5	5490	5490	5490	5490	4690	4690	3390	3390	2390	2390
4.0	4790	4790	4790	4790	4690	4690	3390	3390	2390	2390
4.5	4190	4190	4190	4190	4090	4090	3390	3390	2390	2390
4.92	3790	3790	3790	3790	3690	3690	3390	3390	2390	2390
5.0										
6.0										
7.0										
8.0										
8.39										
9.0										
10.0										
11.0										
11.86										
12.0										
13.0										
14.0										
15.0										
15.33										
16.0										
17.0										
18.0										
18.8										

①: 5.52m boom ②: 8.99m boom ③+②+③: 12.66m boom ④+②+③+④: 15.93m boom ⑤+②+③+④+⑤: 19.40m boom

### 2. Outriggers Mid Extended unit:kg

Working radius (m)	Boom ①		①+②		①+②+③		①+②+③+④		①+②+③+④+⑤	
	N mode	P mode	N mode	P mode	N mode	P mode	N mode	P mode	N mode	P mode
2.4	6290	6290	6290	6290	4590	4590				
2.5	6290	6290	6290	6290	4590	4590	3290	3290		
3.0	6290	6290	6290	6290	4590	4590	3290	3290		
3.5	5290	5290	5290	5290	4590	4590	3290	3290	2290	2290
4.0	4590	4590	4590	4590	4590	4590	3290	3290	2290	2290
4.5	3990	3990	3990	3990	3990	3990	3290	3290	2290	2290
4.92	3690	3690	3690	3690	3690	3690	3290	3290	2290	2290
5.0										
6.0										
7.0										
8.0										
8.39										
9.0										
10.0										
11.0										
11.86										
12.0										
13.0										
14.0										
15.0										
15.33										
16.0										
17.0										
18.0										
18.8										

### 3. Outriggers Min Extended unit:kg

Working radius (m)	Boom ①		①+②		①+②+③		①+②+③+④		①+②+③+④+⑤	
	N mode	P mode	N mode	P mode	N mode	P mode	N mode	P mode	N mode	P mode
2.4	6190	6190	6190	6190	4590	4590				
2.5	6190	6190	6190	6190	4590	4590	3090	3090		
3.0	6190	6190	6190	6190	4590	4590	3090	3090		
3.5	5290	5290	5290	5290	4590	4590	3090	3090	2190	2190
4.0	4590	4590	4590	4590	4590	4590	3090	3090	2190	2190
4.5	3990	3990	3990	3990	3990	3990	3090	3090	2190	2190
4.92	3090	3090	3090	3090	3090	3090	3090	3090	2190	2190
5.0										
6.0										
7.0										
8.0										
8.39										
9.0										
10.0										
11.0										
11.86										
12.0										
13.0										
14.0										
15.0										
15.33										
16.0										
17.0										
18.0										
18.8										

## Fly jib Rated Total Load Chart

With outrigger extended to maximum

Main boom Angle	1st Stage Jib				2nd Stage Jib			
	0 degree	20 degrees	40 degrees	60 degrees	0 degree	20 degrees	40 degrees	60 degrees
80 degrees	1520	820	720	620	1020	620	420	320
70 degrees	1020	620	520	420	820	420	320	220
60 degrees	420	420	320		320	220	120	
50 degrees	170	120			120			

## Searcher Hook Rated Total Load Chart

With outrigger extended to maximum

Working Radius (m)	Main boom														
	7.22	9.0	10.0	10.69	11.0	12.0	13.0	14.0	14.16	15.0	16.0	17.0	17.63	18.0	19.0
①	1060														
①+②		1060	960	710											
①+②+③			1060	960	710	610	560	460	410						
①+②+③+④				1060	960	710	610	560	460	410	360	260	210		
①+②+③+④+⑤					1060	960	710	610	560	460	410	360	260	210	160

Before use, please read the Operation Manual



# SPIDER CRANE MC815C

TECHNOLOGY IN MOTION



# TECHNOLOGY IN MOTION

## SPIDER CRANE MC815C

- Crane Capacity  
**8.09t × 2.4m**
- Max. working radius  
**18.8m × 0.34t**
- Max. lifting height  
**19.6m / 25.5m with fly jib**
- Max. reach below ground  
**-21.0m (6 falls)**
- Pick & Carry capacity  
**1,000kg**



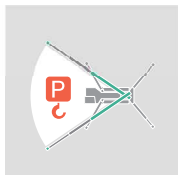
### STANDARD EQUIPMENT



Programmable Moment Limiter (Touchscreen)



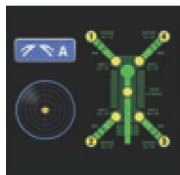
Joystick Radio Remote Control



Power Lifting Mode



Multi Outrigger Lifting Mode



Auto Levelling Function



Auto-Crane Stow Function

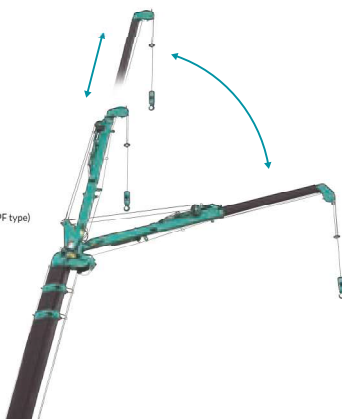


Slew Angle Limit Setting

- EU Stage III B Compliant Engine (DPF type)
- 6 fall/4 fall/2 fall Hook Block
- Working Status Lamp
- Front & Side View Camera
- Crane/OR Interlock
- Tilt Alarm
- Diagnostic Display Panel
- Data Logger
- Anti Slack Device
- 2 Speed Functions
- Crane speed accelerator

### OPTIONS

Hydraulic Fly Jib



Searcher Hook

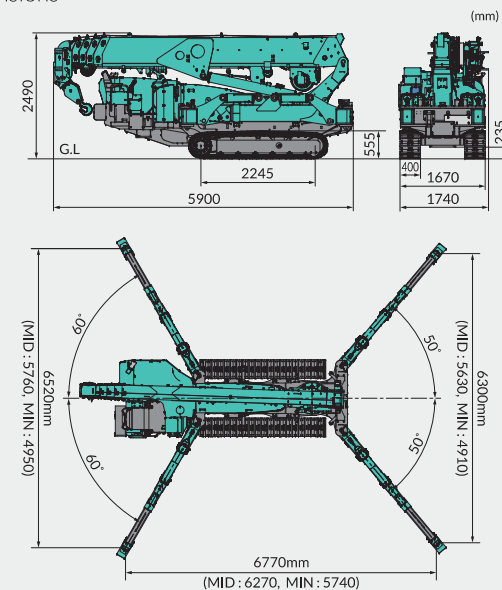


Electric Motor Power (Inverter System)

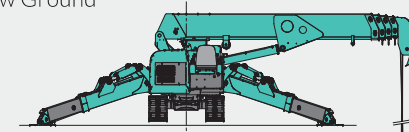


- Single Fall Hook
- Rubber Pads (Black, White)
- Custom Paint Colours

### Dimensions



### Max. Reach Below Ground



### Working Range Chart

