

Technical sheet :

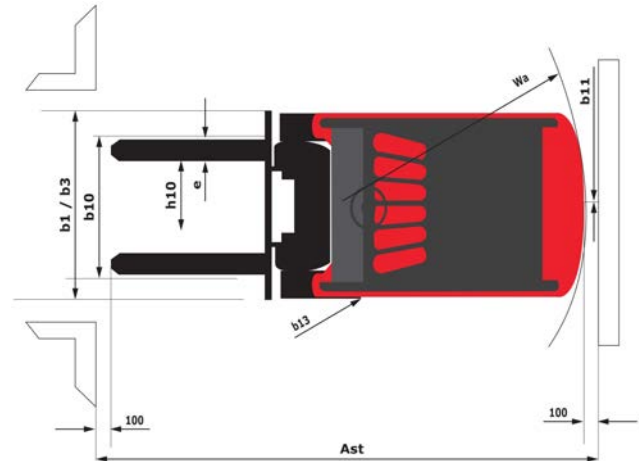
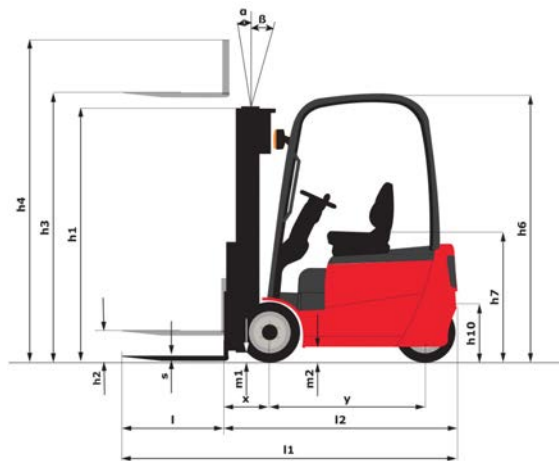
# **ME 445**

---



	Technical characteristics		Metric
1.1	Manufacturer		Manitou
1.2	Model Name		ME 445
1.3	Power source		Electric
1.4	Operator type		Seated
1.5	Max. capacity	Q	4500 kg
1.6	Load centre of gravity	c	500 mm
1.8	Load distance, centre of drive axle to fork	x	550 mm
1.9	Wheelbase	y	2000 mm
	<b>Weight</b>		
2.1	Service weight		6800 kg
2.2	Weight on front axle (laden) / rear axle (laden)		9950 kg / 1350 kg
2.3	Weight on front axle (Unladen) / rear axle (Unladen)		3950 kg / 2850 kg
	<b>Wheels</b>		
3.1	Tyres type		PPS
3.2	Dimensions of front wheels		250/15
3.3	Dimensions of rear wheels		7.00-12
3.5	Number of front wheels / rear wheels		2 / 2
3.5.2	Number of drive wheels		2
3.6	Front wheel gauge	b10	1130 mm
3.7	Rear wheel gauge	b11	1100 mm
	<b>Dimensions</b>		
4.1	Tilt of Mast Forward (deg) / Backward (deg)	$\alpha / \beta$	6 / 12
4.7	Height of overhead guard (cabin)	h6	2300 mm
4.8	Seat height/stand height	h7	1235 mm
4.12	Height of towing bar (coupling height)	h10	460 mm
4.19	Overall length	l1	4165 mm
4.20	Length to face of forks	l2	3015 mm
4.21	Overall width	b1	1380 mm
4.22	Forks section / width / length	s / e / l	150 mm x 1150 mm / 50 mm
4.23	Fork carriage ISO 2328 (class/form) A/B		3A
4.24	Fork carriage width	b3	1100 mm
4.31	Ground clearance below mast	m1	110 mm
4.32	Ground clearance at centre of wheelbase	m2	219 mm
4.33	Aisle width for 1000 x 1200 pallet widthways	Ast	4470 mm
4.34	Aisle width for 800 x 1200 pallet lengthways	Ast	4670 mm
4.35	Turning radius	Wa	2720 mm
4.36	Internal turning radius (over tyres)	b13	805 mm
	<b>Performances</b>		
5.1	Travel speed (laden / unladen)		13.5 km/h / 14 km/h
5.2	Lifting speed (laden / unladen)		0.26 m/s / 0.4 m/s
5.3	Lowering speed (laden / unladen)		0.5 m/s / 0.3 m/s
5.5	Drawbar pull (Laden)		2600 daN
5.7	Gradeability (laden / unladen)		15 % / 16 %
5.10	Service brake		Hydraulic
	<b>Engine</b>		
6.1	Drive motor rating S2 60 min		16.6 kW
6.2	Lift motor rating at S3 15%		25.4 kW
6.3	Battery according to DIN 43531/35/36 A, B, C		DIN43536 A
6.4	Battery / Batteries capacity		80 V / 700 Ah
6.6	Energy consumption		13.1 kW/h
	<b>Miscellaneous</b>		
8.1	Type of drive control		Electronic
8.2	Working hydraulic pressure for attachments		210 Bar
8.3	Oil flow rate for attachments		65 l/min
8.4	Measured/guaranteed mean noise level at the ear of the operator		< 78 dB(A)

## Dimensional drawing




## Characteristics of masts and residual capacities

Full Visibility Duplex		FVD 30	FVD 33	FVD 35	FVD 40	FVD 43	FVD 45	FVD 48	FVD 50
h1 - Height mast lowered *	mm	2185	2335	2435	2735	2900	3010	3175	3285
h2 - Free lift	mm	150	150	150	150	150	150	150	150
h3 - Lifting Height	mm	3000	3300	3500	4000	4300	4500	4800	5000
h4 - Height mast extended *	mm	3770	4070	4270	4770	5070	5270	5570	5770
α / β - Mast inclination (front / rear)	°	6 / 12	6 / 12	6 / 12	6 / 12	6 / 6	6 / 6	6 / 6	6 / 6
Residual capacity with hooked-on side shift (Industrial load chart)	kg	4300	4300	4300	4300	4300	4300	4200	4100
Height at max capacity	mm	3000	3300	3500	4000	4300	4500	4800	4000
Height at max capacity with integrated sideshift	mm	3000	3300	3500	4000	4300	4500	4000	4000
Residual capacity without attachment (Industrial load chart)	kg	4500	4500	4500	4500	4500	4500	4450	4400
Residual capacity with integrated side shift (Industrial load chart)	kg	4500	4500	4500	4500	4500	4500	4400	4350

Free Lift Duplex		FLD 30	FLD 33	FLD 40
h1 - Height mast lowered *	mm	2166	2316	2666
h2 - Free lift	mm	1365	1515	1865
h3 - Lifting Height	mm	3000	3300	4000
h4 - Height mast extended *	mm	3805	4105	4805
α / β - Mast inclination (front / rear)	°	6 / 12	6 / 12	6 / 12
Residual capacity with hooked-on side shift (Industrial load chart)	kg	4300	4300	4300
Height at max capacity	mm	3000	3300	4000
Height at max capacity with integrated sideshift	mm	3000	3300	4000
Residual capacity without attachment (Industrial load chart)	kg	4500	4500	4500
Residual capacity with integrated side shift (Industrial load chart)	kg	4500	4500	4500

Free Lift Triplex		FLT 40	FLT 43	FLT 48	FLT 50	FLT 55	FLT 60
h1 - Height mast lowered *	mm	2020	2120	2280	2350	2515	2730
h2 - Free lift	mm	1218	1318	1478	1548	1710	1928
h3 - Lifting Height	mm	4000	4300	4800	5000	5500	6000
h4 - Height mast extended *	mm	4805	5105	5605	5805	6305	6805
α / β - Mast inclination (front / rear)	°	6 / 12	6 / 6	6 / 6	6 / 6	3 / 6	3 / 6
Residual capacity with hooked-on side shift (Industrial load chart)	kg	4100	4000	3900	3600	3500	3400

Free Lift Triplex		FLT 40	FLT 43	FLT 48	FLT 50	FLT 55	FLT 60
Height at max capacity	mm	4000					
Residual capacity without attachment (Industrial load chart)	kg	4350	4250	4200	4100	3800	3700
Residual capacity with integrated side shift (Industrial load chart)	kg	4300	4200	4100	3800	3700	3600



Siège Social  
430 rue de l'Aubinière - 44150 Ancenis Cedex - France  
Tel: +33(0)2 40 09 10 11 - Fax: +33 (0)2 40 09 10 97  
[www.manitou.com](http://www.manitou.com)



This brochure describes versions and configuration options for Manitou products which may be fitted with different equipment. The equipment described in this brochure may be standard, optional or not available depending on version. Manitou reserves the right to change the specifications shown and described at any time and without prior warning. The manufacturer is not liable for the specifications given. For more information, contact your Manitou dealer. Non-contractual document. Product descriptions may differ from actual products. List of specifications is not comprehensive. The logos and visual identity of the company are the property of Manitou and may not be used without authorisation. All rights reserved. The photos and diagrams contained in this brochure are provided for information only.

MANITOU BF SA - Limited company with board of directors - Share capital: 39,668,399 euros - 857 802 508  
RCS Nantes