



RENTAL RANGE

HIMOINSA Company with quality certification ISO 9001

HIMOINSA gensets are compliant with EC mark which includes the following directives:

- 2006/42/CE Machinery safety.
- 2014/30/UE Electromagnetic compatibility.
- 2014/35/UE electrical equipment designed for use within certain voltage limits
- 2000/14/EC Sound Power level. Noise emissions outdoor equipment. (amended by 2005/88/EC)
- 97/68/EC Emissions of gaseous and particulate pollutants. (amended by 2012/46/EU)
- EN 12100, EN 13857, EN 60204

Ambient conditions of reference according to ISO 8528-1:2018 normative: 1000 mbar, 25°C, 30% relative humidity.

Prime Power (PRP):

According to ISO 8528-1:2018, Prime power is the maximum power which a generating set is capable of delivering continuously whilst supplying a variable electrical load when operated for an unlimited number of hours per year under the agreed operating conditions with the maintenance intervals and procedures being carried out as prescribed by the manufacturer. The permissible average power output (Ppp) over 24 h of operation shall not exceed 70 % of the PRP.

Emergency Standby Power (ESP):

According to ISO 8528-1:2018, Emergency standby power is the maximum power available during a variable electrical power sequence, under the stated operating conditions, for which a generating set is capable of delivering in the event of a utility power outage or under test conditions for up to 200 h of operation per year with the maintenance intervals and procedures being carried out as prescribed by the manufacturers. The permissible average power output over 24 h of operation shall not exceed 70 % of the ESP

Continuous Power (COP): According to Standard ISO 8528-1:2018, this is the maximum power available for continuous loads for unlimited running hours a year between the maintenance times recommended by the manufacturer under the environmental conditions established by the same.

G2 class load acceptance in accordance with ISO 8528-5:2018

HIMOINSA HEADQUARTERS:

Fábrica: Ctra. Murcia - San Javier, Km. 23,6 | 30730 SAN JAVIER (Murcia) Spain
Tel.+34 968 19 11 28 Fax +34 968 19 12 17 Fax +34 968 19 04 20 |
info@himoinsa.com | www.himoinsa.com

Manufacture facilities:
SPAIN • FRANCE • INDIA • CHINA • USA • BRAZIL • ARGENTINA

Subsidiaries:
PORTUGAL | POLAND | GERMANY | UK | SINGAPORE | UAE | PANAMA |
DOMINICAN REPUBLIC | ARGENTINA | ANGOLA | SOUTH AFRICA

SERVICE		PRP	ESP
POWER	kVA	35	38
POWER	kW	28	31
RATED SPEED	r.p.m.	1.500	
STANDARD VOLTAGE	V	400/230	
AVAILABLE VOLTAGES	V	230/132 · 230 V (t)	
RATED AT POWER FACTOR	Cos Phi	0,8	



SOUNDPROOFED RENTAL



BS5R



WATER-COOLED



THREE PHASE



50 HZ



STAGE V



DIESEL

Himoinsa has the right to modify any feature without prior notice.

Weights and dimensions based on standard products. Illustrations may include optional equipment.

Technical data described in this catalogue correspond to the available information at the moment of printing.

The illustrations and images are indicative and may not coincide in their entirety with the product.


Industrial design under patent.



Engine Specifications | 1.500 r.p.m.

Rated Output (PRP)	kW	31,6
Rated Output (ESP)	kW	35,2
Manufacturer	YANMAR	
Model	4TNV98CIHR	
Engine Type	4-stroke diesel	
Injection Type	Direct	
Aspiration Type	Natural	
Number of cylinders and arrangement	4-L	
Bore and Stroke	mm	98 x 110
Displacement	L	3,319
Cooling System	Coolant	
Lube Oil Specifications	API CJ-4, ACEA E6, JASO DH-2	
Compression Ratio	18,3	

Fuel Consumption ESP	l/h	9,47
Total oil capacity	L	10,5
Total coolant capacity	L	9
Governor	Type	Electrical
Air Filter	Type	Dry


- 
- Diesel engine
 - 4-stroke cycle
 - Water-cooled
 - 12V electrical system
 - Water separator filter (visible level)
 - Dry air filter
 - Radiator with pusher fan
 - Mechanical governor
 - Hot parts protection
 - Moving parts protection



Generator Specifications | MECC ALTE

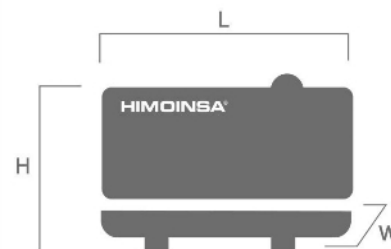
Manufacturer	MECC ALTE	
Model	ECP32.1S4C	
Poles	No.	4
Connection type (standard)	Star-series	
Mounting type	S-3 11*1/2	
Insulation	Class	H class

Enclosure (according IEC-34-5)	IP23
Exciter system	Self-excited, brushless
Voltage regulator	A.V.R. (Electronic)
Bracket type	Single bearing
Coupling system	Flexible disc
Coating type	Standard (Vacuum impregnation)

- 
- Self-excited and self-regulated
 - AVR governor
 - IP23 protection
 - H class insulation

WEIGHT AND DIMENSIONS

Standard Version		
Length (L)	mm	2.350
Height (H)	mm	1.450
Width (W)	mm	1.110
Maximum shipping volume	m ³	3,78
Weight with liquids in radiator and sump	Kg	1220
Fuel tank capacity		110
Autonomy	Hours	Ask
Steel tank		



SOUND PRESSURE

Sound pressure level	dB(A)@7m	63 ± 2,4
----------------------	----------	----------

APPLICATION DATA

EXHAUST SYSTEM

Maximum exhaust temperature	°C	550
Exhaust Gas Flow	m ³ /min	8,6
Maximum allowed back pressure	mm H2o	1300
Exhaust Flange Size (external diameter)	mm	90

NECESSARY AMOUNT OF AIR

Intake air flow	m ³ /h	134,42
Cooling Air Flow	m ³ /s	1,176
Alternator fan air flow	m ³ /s	0,261

STARTING SYSTEM

Starting power	kW	2,3
Starting power	CV	3,13
Recommended battery	Ah	60
Auxiliary Voltage	Vdc	12

FUEL SYSTEM

Fuel Oil Specifications		Diesel
Fuel Tank	L	110



Soundproofed version

- Steel chassis
- Manhole to fill the radiator
- Pre-installation or niche to house the quick connection hydraulic fittings for fuel transfer
- Anti-leakage chassis, predisposed to retain liquids (retention tray)
- Manhole for fuel tank cleaning and drainage
- Manhole for chassis cleaning
- Oversized chassis to protect the bodywork
- Slide carriage and brackets for
- Tilting cap in the exhaust
- Additional silencer
- Anti-vibration shock absorbers
- Chassis with integrated fuel tank
- Fuel level gauge
- Bodywork made from high quality steel plate
- High mechanical strength
- Low noise emissions level
- Soundproofing provided by high-density volcanic rock wool
- Epoxy polyester powder coating
- Full access for maintenance (water, oil and
- Reinforced lifting hooks for crane hoisting
- Steel residential silencer -35db(A) attenuation.
- Oil sump extraction kit
- Versatility to assemble a high capacity chassis with a metallic fuel tank
- Emergency stop button (double emergency stop protection: Interior on the panel + Exterior on the bodywork)
- Mechanized for power cable output
- Door with window to visualize control panel,
- Pressure locks
- IP Protection according to ISO 8528-13:2016
- 3 way valve for external fuel supply (available in 1/2" and 3/8" fittings) (Opcional).
- Fuel transfer pump (Opcional).



FEATURES OF THE CONTROL UNITS

	CEM 7	
Generator Readings	Voltage between phases	●
	Voltage between neutral and phase	●
	Current intensities	●
	Frequency	●
	Apparent power (Kva)	●
	Active power (Kw)	●
	Reactive power (kVAr)	●
	Power factor	●
Mains Readings	Voltage between phases	
	Voltage between phases and neutral	
	Current intensities	
	Frequency	
	Apparent power	
	Active power	
	Reactive power	
Power factor		
Engine Readings	Coolant temperature	●
	Oil pressure	●
	Fuel level (%)	●
	Battery voltage	●
	R.P.M.	●
	Battery charge alternator voltage	●
Engine Protections	High water temperature	●
	High water temperature by sensor	●
	Low water temperature by sensor	●
	Low oil pressure	●
	Low oil pressure by sensor	●
	Low water level	●
	Unexpected shutdown	●
	Fuel storage	●
	Fuel storage by sensor	●
	Stop failure	●
	Battery voltage failure	●
	Battery charge alternator failure	●
	Overspeed	●
	Underspeed	●
	Start failure	●
	Emergency stop	●

● Standard

⊙ Optional

		CEM 7
Alternator Protections	High frequency	●
	Low frequency	●
	High voltage	●
	Low voltage	●
	Short-circuit	●
	Asymmetry between phases	●
	Incorrect phase sequence	●
	Inverse power	●
	Overload	●
	Genset signal drop	●
Counters	Total hour counter	●
	Partial hour counter	●
	Kilowatt meter	●
	Starts valid counters	●
	Starts failure counters	●
	Maintenance	●
Communications	RS232	⓪
	RS485	⓪
	Modbus IP	⓪
	Modbus	⓪
	CCLAN	⓪
	Software for PC	⓪
	Analogue modem	⓪
	GSM/GPRS modem	⓪
	Remote screen	⓪
	Tele signal	⓪ (8 + 4)
J1939	⓪	
Features	Alarm history	● (10) / (opc. +100)
	External start	●
	Start inhibition	●
	Mains failure start	●
	Start under normative EJP	●
	Pre-heating engine control	●
	Genset contactor activation	●
	Mains & Genset contactor activation	●
	Fuel transfer control	●
	Engine temperature control	●
	Manual override	●
	Programmable alarms	●
	Genset start function in test mode	●
	Programmable outputs	●
	Multilingual	●
	Special Functions	GPS Positioning
Synchronisation		⓪
Mains synchronization		⓪
Second Zero elimination		⓪
RAM7		⓪
Remote screen		⓪

● Standard ⓪ Optional



CONTROL PANELS



M5

Digital manual Auto-Start control panel and thermal magnetic protection (depending on current and voltage) and differential with CEM7.

Digital control unit CEM7



Electrical system

- 4-pole thermal magnetic circuit breaker
- M5 control panel with electronic CEM7 control unit and switched emergency stop
- Power panel with built-in circuit breaker plates
- Safety relay in output terminal board (thermal magnetic trip and alarm in control unit)
- Adjustable earth leakage protection (time & sensitivity) standard in M5 and AS5, with thermal magnetic protection
- Battery charger alternator with ground connection
- Starter battery/ies installed (cables and bracket included)
- Ground connection electrical installation with connection ready for ground spike (not supplied)
- Battery Switch (Opcional).