



SERVICE		PRP
POWER	kVA	331
POWER	kW	265
RATED SPEED	r.p.m.	1.500
STANDARD VOLTAGE	V	400/230
AVAILABLE VOLTAGES	V	230/132 · 230 V (t) ·
RATED AT POWER FACTOR	Cos Phi	0,8



SOUNDPROOFED RENTAL

-  FS5R
-  WATER-COOLED
-  THREE PHASE
-  50 HZ
-  STAGE V
-  DIESEL

Outputs

400 Volt

2 x powerlocks (Loose cable + quick connector) No1

1 x terminal strip (loose cables) No2
terminal strip located inside the cabinet

Himoinsa has the right to modify any feature without prior notice.

Weights and dimensions based on standard products. Illustrations may include optional equipment.

Technical data described in this catalogue correspond to the available information at the moment of printing.

The illustrations and images are indicative and may not coincide in their entirety with the product.


Industrial design under patent.



Engine Specifications | 1.500 r.p.m.

Rated Output (PRP)	kW	283
Manufacturer	SCANIA	
Model	DC09.320A(02.64)	
Engine Type	4-stroke diesel	
Injection Type	Direct	
Aspiration Type	Turbocharged	
Number of cylinders and arrangement	5-L	
Bore and Stroke	mm	130 x 140
Displacement	L	9,3
Cooling System	Coolant	
Lube Oil Specifications	ACEA E6, ACEA E9, API CJ-4	
Compression Ratio	19:1	

Fuel Consumption 100% PRP	l/h	66,7
Fuel Consumption 75 % PRP	l/h	50,5
Fuel Consumption 50 % PRP	l/h	33,9
Lube oil consumption with full load	g/kWh	0,2
Total oil capacity	L	36
Total coolant capacity	L	37
Heat dissipated by coolant	kW	98
Governor	Type	Electrical
Air Filter	Type	Dry


- 
- Diesel engine
 - 4-stroke cycle
 - Water-cooled
 - 24V electrical system
 - Water separator filter (visible level)
 - Dry air filter
 - Radiator with pusher fan
 - Radiator water level sensor
 - HTW sender
 - LOP sender
 - Electronic governor
 - Hot parts protection
 - Moving parts protection



Generator Specifications | MECC ALTE

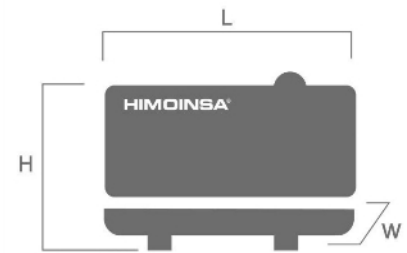
Manufacturer	MECC ALTE	
Model	ECO38 3L/4 A	
Poles	No.	4
Connection type (standard)	Star-series	
Mounting type	S-1 14"	
Insulation	Class	H class

Enclosure (according IEC-34-5)	IP23
Exciter system	Self-excited, brushless
Voltage regulator	A.V.R. (Electronic)
Bracket type	Single bearing
Coupling system	Flexible disc
Coating type	Standard (Vacuum impregnation)

- 
- Self-excited and self-regulated
 - 4 poles
 - IP23 protection
 - H class insulation

WEIGHT AND DIMENSIONS

Standard Version		
Length (L)	mm	4.430
Height (H)	mm	2.400
Width (W)	mm	1.700
Maximum shipping volume	m ³	18,07
Weight with liquids in radiator and sump	Kg	5100
Fuel tank capacity	L	910
Autonomy	Hours	18
Steel tank		



APPLICATION DATA

EXHAUST SYSTEM

Maximum exhaust temperature	°C	477
Maximum allowed back pressure	mbar	296
Exhaust Flange Size (external diameter)	mm	140
Heat dissipated by exhaust pipe	kW	192

STARTING SYSTEM

Starting power	kW	6
Starting power	CV	8,16
Recommended battery	Ah	50 x 2
Auxiliary Voltage	Vdc	24

NECESSARY AMOUNT OF AIR

Intake air flow	m ³ /h	1109,2
Alternator fan air flow	m ³ /s	0,533

FUEL SYSTEM

Fuel Oil Specifications	Diesel	
Fuel Tank	L	910



Soundproofed version

- Steel chassis
- Manhole to fill the radiator
- Pre-installation or niche to house the quick connection hydraulic fittings for fuel transfer
- Anti-leakage chassis, predisposed to retain liquids (retention tray)
- Manhole for fuel tank cleaning and drainage
- Manhole for chassis cleaning
- Slide carriage and brackets for transportation with forklift
- Tilting cap in the exhaust
- Anti-vibration shock absorbers
- Chassis with integrated fuel tank
- Fuel level gauge
- Bodywork made from high quality steel plate
- High mechanical strength
- Low noise emissions level
- Soundproofing provided by high-density volcanic rock wool
- Epoxy polyester powder coating
- Full access for maintenance (water, oil and filters, no need to remove the canopy)
- Steel residential silencer -35db(A) attenuation.
- Oil sump extraction kit
- Emergency stop button (double emergency stop protection: Interior on the panel + Exterior on the bodywork)
- Mechanized for power cable output
- Door with window to visualize control panel, alarms and measurements
- Pressure locks
- Trailer prepared for road transportation
- 3 way valve for external fuel supply (available in 1/2" and 3/8" fittings) (Opcional).
- Fuel transfer pump (Opcional).



FEATURES OF THE CONTROL UNITS

	CEM 7	
Generator Readings	Voltage between phases	●
	Voltage between neutral and phase	●
	Current intensities	●
	Frequency	●
	Apparent power (Kva)	●
	Active power (Kw)	●
	Reactive power (kVAr)	●
	Power factor	●
Mains Readings	Voltage between phases	
	Voltage between phases and neutral	
	Current intensities	
	Frequency	
	Apparent power	
	Active power	
	Reactive power	
Power factor		
Engine Readings	Coolant temperature	●
	Oil pressure	●
	Fuel level (%)	●
	Battery voltage	●
	R.P.M.	●
	Battery charge alternator voltage	●
Engine Protections	High water temperature	●
	High water temperature by sensor	●
	Low water temperature by sensor	●
	Low oil pressure	●
	Low oil pressure by sensor	●
	Low water level	●
	Unexpected shutdown	●
	Fuel storage	●
	Fuel storage by sensor	●
	Stop failure	●
	Battery voltage failure	●
	Battery charge alternator failure	●
	Overspeed	●
	Underspeed	●
	Start failure	●
	Emergency stop	●

● Standard

⊙ Optional

		CEM 7	
Alternator Protections	High frequency	●	
	Low frequency	●	
	High voltage	●	
	Low voltage	●	
	Short-circuit	●	
	Asymmetry between phases	●	
	Incorrect phase sequence	●	
	Inverse power	●	
	Overload	●	
	Genset signal drop	●	
Counters	Total hour counter	●	
	Partial hour counter	●	
	Kilowatt meter	●	
	Starts valid counters	●	
	Starts failure counters	●	
	Maintenance	●	
Communications	RS232	⓪	
	RS485	⓪	
	Modbus IP	⓪	
	Modbus	⓪	
	CCLAN	⓪	
	Software for PC	⓪	
	Analogue modem	⓪	
	GSM/GPRS modem	⓪	
	Remote screen	⓪	
	Tele signal	⓪ (8 + 4)	
J1939	⓪		
Features	Alarm history	● (10) / (opc. +100)	
	External start	●	
	Start inhibition	●	
	Mains failure start	●	
	Start under normative EJP	●	
	Pre-heating engine control	●	
	Genset contactor activation	●	
	Mains & Genset contactor activation	●	
	Fuel transfer control	●	
	Engine temperature control	●	
	Manual override	●	
	Programmable alarms	●	
	Genset start function in test mode	●	
	Programmable outputs	●	
	Multilingual	●	
	Special Functions	GPS Positioning	⓪
		Synchronisation	⓪
Mains synchronization		⓪	
Second Zero elimination		⓪	
RAM7		⓪	
Remote screen		⓪	

● Standard ⓪ Optional



CONTROL PANELS



M5

Digital manual Auto-Start control panel and thermal magnetic protection (depending on current and voltage) and differential with CEM7.

Digital control unit CEM7



Electrical system

- M5 control panel with electronic CEM7 control unit and switched emergency stop
- Power panel with built-in circuit breaker plates
- Safety relay in output terminal board (thermal magnetic trip and alarm in control unit)
- Battery Switch
- Adjustable earth leakage protection (time & sensitivity) standard in M5 and AS5, with thermal magnetic protection
- 4-pole thermal magnetic circuit breaker
- Battery charger alternator with ground connection
- Starter battery/ies installed (cables and bracket included)
- Ground connection electrical installation with connection ready for ground spike (not supplied)
- Socket boxes with 1x125A (3Ph), 1x63A (3Ph), 2x32A (3Ph) y 1x16A (3Ph)