

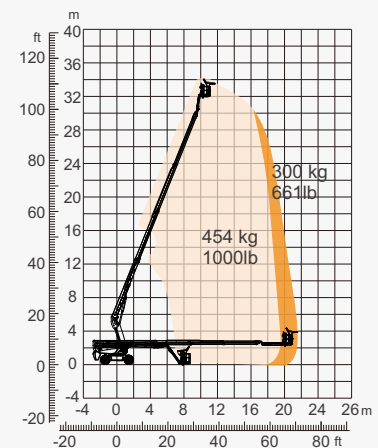
SPECIFICATIONS

| Size | Metric | British |
|---|---------------|--------------------|
| Max. Working Height | 34.14m | 112ft |
| Max. Platform Height | 32.14m | 105ft 5in |
| Max. Operating Range(Unrestricted/Restricted) | 21.60m/19.65m | 70ft 10in/64ft 6in |
| Max. Platform Range(Unrestricted/Restricted) | 21.00m/19.05m | 68ft 11in/62ft 6in |
| Overall Length(Stowed) A | 11.63m | 38ft 2in |
| Overall Length(Transport) | 11.79m | 38ft 8in |
| Overall Width(Stowed) B | 2.50m | 8ft 2in |
| Overall Width(Transport) | 2.28m | 7ft 6in |
| Overall Height(Stowed) C | 2.87m | 9ft 5in |
| Overall Height(Transport) | 2.58m | 8ft 6in |
| Platform Size(Length×Width) | 2.44m×0.91m | 8ft×3ft |
| Turntable Tailswing | 1.61m | 5ft 3in |
| Ground Clearance D | 0.41m | 1ft 4in |
| Wheelbase E | 2.80m | 9ft 2in |
| Turning Radius(Inside/Outside) | 1.87m/3.22m | 6ft 2in/10ft 7in |
| Tyres | 385/45-28 | 385/45-28 |

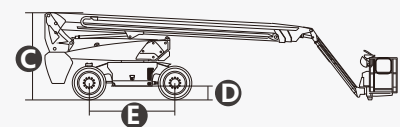
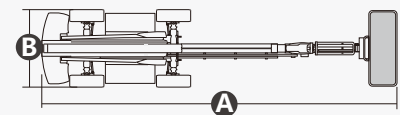
| Performance | | |
|--------------------------------|----------------|----------------|
| S.W.L(Unrestricted/Restricted) | 300kg/454kg | 661lb/1000lb |
| Max. Occupants | 3 | 3 |
| Gradeability | 30% | 30% |
| Travel Speed(Stowed) | 6.0km/h | 3.7mph |
| Travel Speed(Raised) | 1.1km/h | 0.7mph |
| Max. Working Slope | X-5°/Y-5° | X-5°/Y-5° |
| Turret Rotation | 360°Continuous | 360°Continuous |
| Platform Rotation | 180° | 180° |
| Jib Movement | 135° | 135° |

| Weight | | |
|----------------|---------|---------|
| Overall Weight | 19150kg | 42219lb |

| Power | | |
|------------------------|------------|------------|
| Lithium Battery | 80V/520Ah | 80V/520Ah |
| Emergency Power System | 12V | 12V |
| Driving Motor | 54VAC/18kW | 54VAC/18kW |
| Hydraulic Tank | 165L | 43gal |



Range Of Motion



FEATURES

Standard Items

- 2.31m (7ft 7in) Jib
- Front Oscillating Axle
- Four-Wheel Steering
- Four-Wheel Drive
- Self-Leveling Platform
- 180° Left And Right Swing Platform
- Proportional Joystick Controls
- Thumb Rocker Steer
- Drive Enable
- Ac Power Cord To Platform
- Tilt Alarm
- Descent Alarm
- Flash
- Horn
- Hour Meter
- Integral Integrated Special Drive Axle
For Construction Machinery
- 360° Continuous Turntable Rotation
- Positive Traction Four Wheel Drive
- Platform Load Sense System
- Fault Diagnosis System
- Operator Anti-crushing Protection System
- Harsh Environment Kits
- 12V DC Auxiliary Power
- Lithium Battery 80V/520Ah
- Driving Motor 18kW 3243rpm
- Lifting Motor 24kW 2150rpm



Telescopic
Boom-BT



Working
Height-34m



Jib



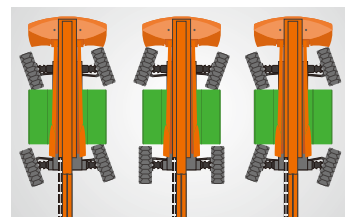
Electric-E



Rough
Terrain-RT



454kg-Heavy Load



Multiple Steering Modes



Anti Extrusion Device

ZHEJIANG DINGLI MACHINERY CO., LTD.

Address: No.188 Qihang Road,Deqing,Zhejiang P.R.C 313219

Telephone: +86(572)8681688

E-Mail: export@cndingli.com

Https://en.cndingli.com

Due to continuous technology updates, technical parameters are subject to change without notice. This picture book is for reference only, the actual product shall prevail. The copyright is owned by zhejiang dingli, any content may not be copied for any purpose without written permission.
2022-10

