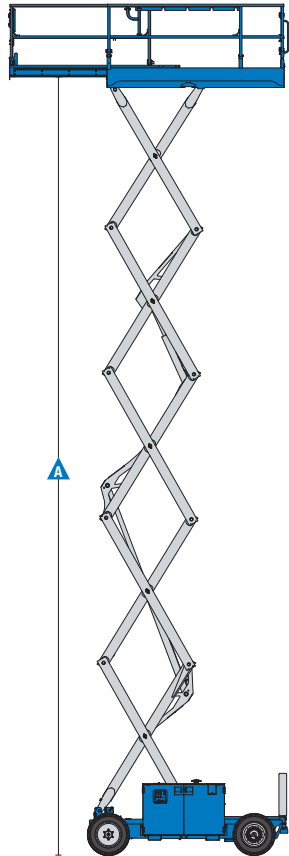
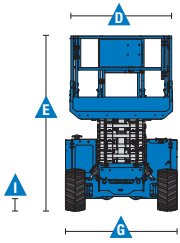
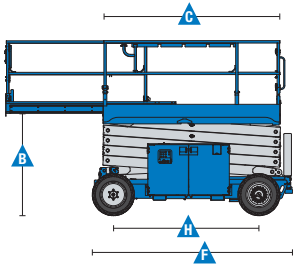


# Self-Propelled Scissor Lifts

GS™ -2669 DC, GS-3369 DC, GS-4069 DC

## Specifications



Models	GS-2669 DC		GS-3369 DC		GS-4069 DC	
Measurements	US	Metric	US	Metric	US	Metric
Working height maximum*	32 ft	9.75 m	39 ft	11.9 m	46 ft	14.02 m
A Platform height maximum	26 ft	7.9 m	32 ft 8 in	9.96 m	40 ft	12.2 m
Drive height	26 ft	7.9 m	32 ft 8 in	9.96 m	40 ft	12.2 m
B Platform height - stowed	4 ft 10 in	1.47 m	4 ft 10 in	1.47 m	5 ft 5 in	1.65 m
C Platform length - outside	9 ft 2in	2.79 m	9 ft 2in	2.79 m	9 ft 2in	2.79 m
extended	14 ft 2 in	3.96 m	14 ft 2 in	3.96 m	14 ft 2 in	3.96 m
Slide-out platform extension deck	5 ft	1.52 m	5 ft	1.52 m	5 ft	1.52 m
D Platform width - outside	5 ft 3 in	1.6 m	5 ft 3 in	1.6 m	5 ft 3 in	1.6 m
Toeboard height	6 in	0.15 m	6 in	0.15 m	6 in	0.15 m
E Height - stowed	8 ft 6 in	2.59 m	8 ft 6 in	2.45 m	9 ft	2.74 m
rails lowered	6 ft 3.5 in	1.92 m	6 ft 3.5 in	1.92 m	6 ft 10 in	2.08 m
F Length - stowed	10 ft 3 in	3.12 m	10 ft 3 in	3.12 m	10 ft 3 in	3.12 m
platform extended	14 ft 9.5 in	4.5 m	14 ft 9.5 in	4.5 m	14 ft 9.5 in	4.5 m
with outriggers	12 ft 4 in	3.76 m	12 ft 4 in	3.76 m	12 ft 4 in	3.76 m
G Width	5 ft 9 in	1.75 m	5 ft 9 in	1.75 m	5 ft 9 in	1.75 m
H Wheelbase	7 ft 6 in	2.29 m	7 ft 6 in	2.29 m	7 ft 6 in	2.29 m
I Ground clearance - center	9.5 in	0.24 m	9.5 in	0.24 m	9.5 in	0.24 m

## Productivity

Maximum platform occupancy**	4		4		3	
Lift capacity	1,500 lbs	680 kg	1,000 lbs	454 kg	800 lbs	363 kg
Extension deck capacity	300 lbs	136 kg	300 lbs	136 kg	300 lbs	136 kg
Drive speed - stowed	4.5 mph	7.2 km/h	4.5 mph	7.2 km/h	4.5 mph	7.2 km/h
Drive speed - raised	0.3 mph	0.5 km/h	0.3 mph	0.5 km/h	0.3 mph	0.5 km/h
Gradeability - uphill stowed***	35%		35%		35%	
- downhill stowed***	15%		15%		15%	
Maximum outrigger leveling:						
front/back uphill	5.3°/ 4.2°					
side to side	11.7°					
Turning radius - inside	83 in	2.11 m	83 in	2.11 m	83 in	2.11 m
Turning radius - outside	181.2 in	4.6 m	181.2 in	4.6 m	181.2 in	4.6 m
Raise/lower speed	34/31 sec		39/29 sec		61/28 sec	
Non-marking tires - rough terrain	12x26 in	30x66 cm	12x26 in	30x66 cm	12x26 in	30x66 cm

## Power

Power source	48V DC (eight 6V batteries, 225 Ah capacity)		48V DC (eight 6V batteries, 225 Ah capacity)		48V DC (eight 6V batteries, 315 Ah capacity)	
Hydraulic system capacity	18 gal	68.1 L	18 gal	68.1 L	18 gal	68.1 L

## Weight\*\*\*\*\*

	7,900 lbs	3,583 kg	7,660 lbs	3,475 kg	10,930 lbs	4,958 kg
--	-----------	----------	-----------	----------	------------	----------

## Standards Compliance

ANSI A92.6, CSA B354.2, CE Compliance, AS 1418.10

\* The metric equivalent of working height adds 2 m to platform height. U.S. adds 6 ft to platform height.

\*\* CE/AUS markets: GS™-3369 and GS™-4069 are limited to 2 person platform occupancy when used outdoors.

\*\*\* Gradeability applies to driving on slopes. Gradeability may vary depending on the weight of options installed on machine. See operator's manual for details regarding slope ratings.

\*\*\*\* Weight varies depending on options and country standards.

### Features

#### Standard Features

##### Measurements

###### GS-2669 DC

- 32 ft (9.75 m) working height
- Up to 1,500 lbs (680 kg) lift capacity

###### GS-3369 DC

- 39 ft (11.90 m) working height
- Up to 1,000 lbs (454 kg) lift capacity

###### GS-4069 DC

- 46 ft (14.02 m) working height
- Up to 800 lbs (363 kg) lift capacity

##### Productivity

- Drive at full height
- AC sealed drive motors
- 48V DC (eight 6V batteries)
- 110 x 63 in (2.79 x 1.6m) steel frame platform with replaceable aluminum deck
- 60 in (1.52 m) extension deck (ANSI)
- Folding guardrails
- SmartLink™ - 2 speed lift and proportional drive
- Platform control with battery charge indicator and diagnostic display
- On-board diagnostic system
- AC power to platform
- Full height swing gate
- 2WD
- Front oscillating axle
- Positive traction control
- Regenerative braking
- Non-marking rough terrain tires 12 x 26 in (30 x 66 cm)
- Tilt level sensor with audible alarm
- Descent alarm
- Horn

#### Options & Accessories

##### Productivity

- Automatic leveling hydraulic outriggers
- Air line to platform
- 315 Ah batteries (standard on GS-4069DC)
- Power inverter (120 V / 60 Hz)
- Dual flashing beacons
- Motion alarm



#### Genie United States

18340 NE 76th Street  
P.O. Box 97030  
Redmond, Washington 98073-9730  
Telephone +1 (425) 881-1800  
Toll Free in USA/Canada +1 (800)-536-1800  
Fax +1 (425) 883-3475

#### Distributed By: