

MLT 840

AGRICULTURAL HANDLING solutions

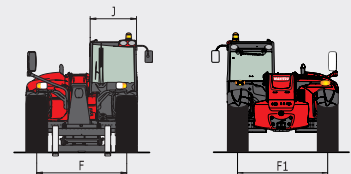
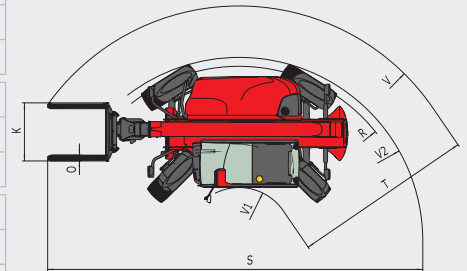
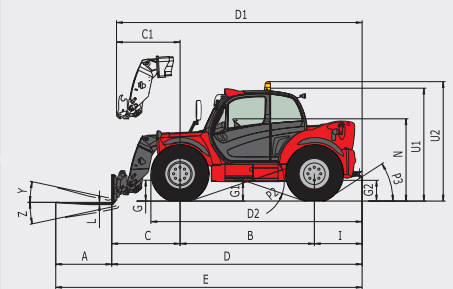
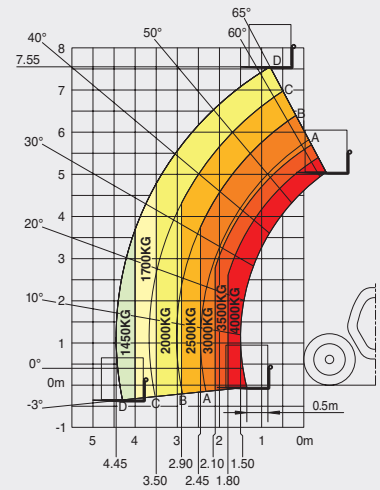


MLT 840

| | MLT 840-115 PS | MLT 840-137 PS |
|--|---|---------------------|
| Lifting capacity at 500 mm from fork heels | 4000 kg | |
| Break-out force | 5222 daN | |
| Lifting height | 7.55 m | |
| Time: laden/unladen (in sec) | | |
| Lifting | 6.80/8.70 | 6.60/8.40 |
| Lowering | 5.00/5.20 | 4.80/4.90 |
| Extension | 6.50/6.50 | 6.30/6.30 |
| Retraction | 5.40/5.40 | 5.20/5.20 |
| Crowd | 3.20 | 3.00 |
| Dump | 2.50 | 2.40 |
| Tyres | 460/70 R24 | |
| Forks (mm) | | |
| Length x width x thickness | 1200 x 125 x 50 | |
| Carriage rotation | 148° | |
| Braking | multiple-disk brake with oil bath on front and rear axles | |
| JOHN DEERE STAGE III B engine | 4045 PWX | |
| Cubic capacity | 4 cyl./4500 cm ³ | |
| Power at 2000 rpm (ISO/TR 14396) | 115 HP/86 kW | 137 HP/102 kW |
| Max. torque at 1500 rpm (ISO/TR 14396) | 480 Nm | 515 Nm |
| Injection | direct | |
| Cooling | water | |
| Transmission | torque converter | |
| Gearbox | Powershift M-Shift® with Lock-up | |
| Number of gears (forward/reverse) | 5/3 | |
| Max. travel speed | 40 kph* | |
| Hydraulics | 150 l/min - 290 bar | 180 l/min - 290 bar |
| Piston pump | electronically controlled variable cubic capacity | |
| Control valve | DDIC | |
| Capacities | | |
| Hydraulic oil | 175 l | |
| Fuel | 143 l | |
| Unladen weight (with forks) | 8401 kg | |
| Width overall | 2.39 m | |
| Height overall | 2.40 m | |
| Length overall | 5.37 m | |
| Turning radius (outer wheels) | 3.98 m | |
| Ground clearance | 0.41 m | |
| Drawbar pull | 9100 daN | 9400 daN |
| Noise at driving position (LpA) | 80 dB | |
| Environmental noise (LwA) | 105 dB | |
| Vibration to whole hand/arm | < 2.5 m/s ² | |

Maximum height reach: 0.75 m

As per standard EN 1459 annex B



| mm | | D2 | I | P3 | V1 |
|----|------|------|-------|--------|--------|
| A | 1200 | 4487 | 1022 | 33° | 1147.5 |
| B | 2880 | E | J | R | V2 |
| C | 1465 | 6567 | 995 | 3746 | 3980 |
| C1 | 1362 | F | K | S | W |
| D | 5367 | 1925 | 1245 | 8085 | 2392 |
| D1 | 5264 | F1 | L | T | Y |
| | | 1925 | 50 | 3892.5 | 12° |
| | | G | N | U1 | Z |
| | | 447 | 1762 | 2419 | 136° |
| | | G1 | O | U2 | |
| | | 415 | 125 | 2559 | |
| | | G2 | P2 | 5040 | |
| | | 444 | 37.5° | | |

This brochure describes versions and configuration options for Manitou products which may be fitted with different equipment. The equipment described in this brochure may be standard, optional or not available depending on version. Manitou reserves the right to change the specifications shown and described at any time and without prior warning. The manufacturer is not liable for the specifications given. For more information, contact your Manitou dealer. Non-contractual document. Product descriptions may differ from actual products. List of specifications is not comprehensive. The logos and visual identity of the company are the property of Manitou and may not be used without authorisation. All rights reserved. The photos and diagrams contained in this brochure are provided for information only.

MANITOU BF SA - Limited company with board of directors - Share capital: 39,547,824 euros - 857 802 508 RCS Nantes

