

MSI 20/25/30/35 T MSI 20/25/30 G



Load capacity

at 500 mm load centre

MSI 20 T/G.....	2000 kg
MSI 25 T/G.....	2500 kg
MSI 30 T/G.....	3000 kg
MSI 35 T.....	3500 kg



Standard lifting height3.30 m



Tyres

Front.....275/70 R 22,5
Rear7.00 x 12



Forks (mm)

Length.....1100
Width x thickness100 x 45
Maximum space between forks1260



Hydraulic brakes



Perkins Turbo engine

Typ404 C 22T
Capacity4 cylindres 2216 cm³
Power (ISO TR 14396).....60 cv/44.7 kw
Maximum torque.....190 Nm at 1800 t/mn

Toyota LPG engine

MSI 20 G/25 G/30 G.....Type: 4 Y
Capacity4 cylindres 2237 cm³
Power (ISO TR 14396).....53 HP/39 kw
Maximum torque.....162 Nm at 1800 r.p.m.
Direct injection
Water cooling



HYDROSTATIC REXROTH Transmission

Wheel drive2
Electro-magnetic reversing shift
Speeds forward/reverse1/1
Maximum travel speed.....20 km/h



Hydraulic system

Steering pump125 bars/79 l/mn



Capacities

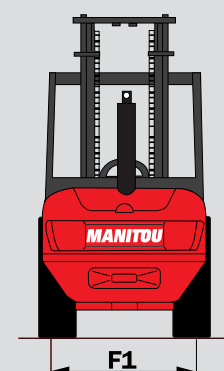
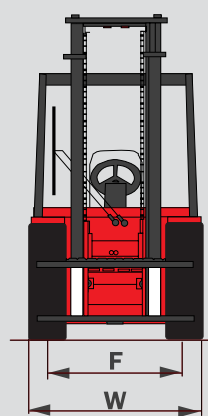
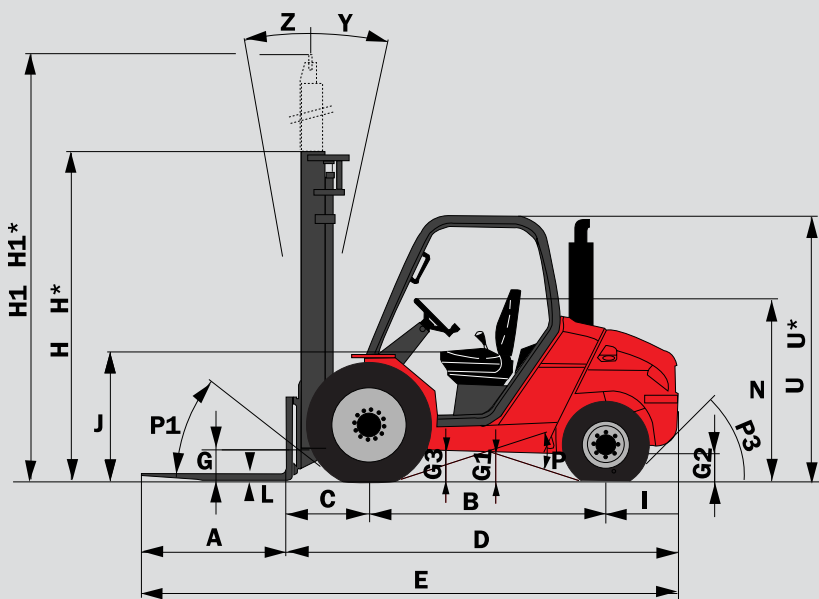
Cooling system10.5 l.
Engine oil.....9.75 l.
Hydrostatic transmission.....95 l.
Fuel tank73.5 l.



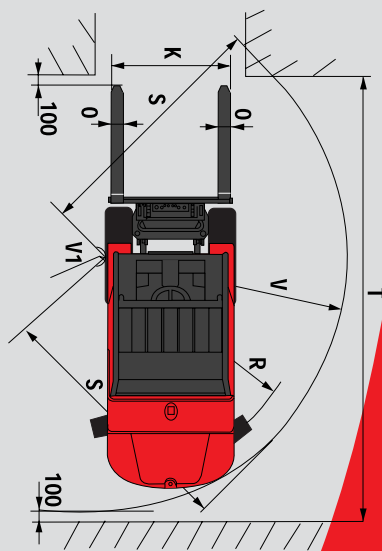
Weight (with forks)

MSI 20/25/30/35 T3840/4150/4530/4980 kg
MSI 20/25/30 G.....3470/4045/4425 kg

Overall width1.32 m
Overall height (mast lowered)2.30 m
Overall length4.04/4.04/4.08/4.13 m
Ground clearance215 mm



	MSI 20 T/G +BUGGIE	MSI 25 T/G +BUGGIE	MSI 30 T/G +BUGGIE	MSI 35 T +BUGGIE
A	1100	1100	1100	1100
B	1800	1800	1800	1800
C	625	625	630	630
D	2945	2945	2980	3030
E	4045	4045	4080	4130
F	1046	1046	1046	1046
F1	1102	1102	1102	1102
G	270	270	270	270
G*	240	240	240	240
G1	260	260	260	260
G1*	260	260	260	260
G2	215	215	215	215
G2*	230	230	230	230
G3	270	270	270	270
H	2300	2300	2300	2300
H*	1950	1950	2050	2050
H1	4131	4131	4193	4193
H1*	4470	4470	4500	4500
I	520	520	550	600
J	1025	1025	1025	1025
K	1260	1260	1260	1260
L	40	40	45	45
N	1450	1450	1450	1450
O	100	100	100	125
P1	49,5°	49,5°	49,5°	49,5°
P2	40,5°	40,5°	40,5°	49,5°
P3	44°	44°	40°	40°
R	2310	2310	2310	2330
S	2545	2545	2580	2590
T	4525	4525	4560	4595
U	2105	2105	2105	2105
U*	1990	1990	1990	1990
V	2600	2600	2635	2665
V1	150	150	150	100
W	1323	1323	1323	1323
Y	12°	12°	12°	12°
Z	10°	10°	10°	10°



This equipment described in this leaflet may be standard, optional, or unavailable, depending on the versions. For more details, contact your MANITOU dealer.

H - H1 - R = Standard
H*-(Triplex 3,70 m) H1* = Option

U* = MSI 20/25 BUGGIE
G* - G1* - G2* = loaded



MANITOU BF SA

B.P. 249 - 44158 Ancenis Cedex - France
Tél. : 33 2 40 09 10 11 / Export Department Fax : 33 2 40 09 10 97
www.manitou.com

700314EN

