

Features

EASILY CONFIGURED TO MEET YOUR NEEDS

PLATFORM OPTIONS

- Steel 8 ft (2.44 m) (standard)
- Steel 6 ft (1.83 m)
- Steel 6** or 8 ft (1.83 or 2.44 m) tri-entry
- Steel 4 ft (1.22 m)**
- Steel 5 ft (1.52 m)**

JIB OPTIONS

- Non-jib
- 5 ft (1.52 m) jib boom

POWER OPTIONS

- Deutz turbo diesel 78 hp (58 kW)
- Perkins diesel 83 hp (62 kW)
- Cummins diesel 80 hp (60 kW)

DRIVE/STEER OPTIONS

- 4WD (standard)
- 4WS (standard)

AXLE

- Extendable axles (standard)

TIRE

- Rough terrain foam-filled (standard)

STANDARD FEATURES

MEASUREMENTS

S™-120

- 126 ft (38.58 m) working height
- 75 ft (22.86 m) horizontal reach
- 750 lb (340 kg) lift capacity

S™-125

- 131 ft 2 in (40.15 m) working height
- 80 ft (24.38 m) horizontal reach
- 500 lb (227 kg) lift capacity

PRODUCTIVITY

- Self-leveling platform
- Hydraulic platform rotation
- Fully proportional Hall effect joystick controls
- Hydraulic oil cooler
- Drive enable
- AC power cord to platform
- Horn
- Hour meter
- Tilt alarm
- Alarm package
- 360° continuous turntable rotation
- Locking turntable covers
- Positive traction drive
- Two speed wheel motors
- Configurable controls to limit maximum height to 80 ft (24.38 m) or 100 ft (30.48 m)
- Ground control box cover
- Engine status display

POWER

- All engines are emissions compliant
- 12 V DC auxiliary power
- Anti-restart engine protection
- Auto engine fault shutdown



OPTIONS & ACCESSORIES

PRODUCTIVITY

- Platform swing gate
- Half mesh platform inserts with swing gate
- Platform top auxiliary rail
- Arc Pro 275™ Heavy-Duty Welder package
- Welder Ready package
- Weld leads to platform
- Air line to platform
- Fire resistant hydraulic oil
- Biodegradable hydraulic oil
- Basic hostile environment kit
- Deluxe hostile environment kit
- Deluxe aircraft protection package (6 ft platform only)
- Thumb rocker steer
- Tool tray
- Fluorescent tube caddy
- Pipe cradle (pair)
- Panel cradle package*
- Platform work lights
- Front driving lights
- Lockable platform control box covers

POWER

- AC generator packages (110V/60Hz, 3000W or 220V/50Hz, 2500W)
- Cold Weather Packages
- Arctic Packages
- Diesel scrubber/spark arrestor muffler
- Diesel spark arrestor muffler (not available on Cummins engine)
- Retained key selector switch

* Available on select models

** Not available on CE machines

Genie United States

18340 NE 76th Street
P.O. Box 97030
Redmond, Washington 98073-9730
Telephone **+1 (425) 881-1800**
Toll Free in USA/Canada **+1 (800) 536-1800**
Fax +1 (425) 883-3475

Genie Europe

Millennium House
Brunel Drive
Newark NG24 2DE
UK
Telephone **+44 (0)1476 584333**
Fax +44 (0)1476 584334
Email: infoeurope@genieind.com

Distributed By:

Effective Date: January, 2008. Product specifications and prices are subject to change without notice or obligation. The photographs and/or drawings in this document are for illustrative purposes only. Refer to the appropriate Operator's Manual for instructions on the proper use of this equipment. Failure to follow the appropriate Operator's Manual when using our equipment or to otherwise act irresponsibly may result in serious injury or death. The only warranty applicable to our equipment is the standard written warranty applicable to the particular product and sale and we make no other warranty, express or implied. Products and services listed may be trademarks, service marks or trade-names of Terex Corporation, Genie Industries, Inc. and/or their subsidiaries in the U.S.A. and many other countries and all rights are reserved. Terex® is a Registered Trademark of Terex Corporation in the U.S.A. and many other countries. Genie® is a Registered Trademark of Genie Industries, Inc. in the U.S.A. and many other countries. Genie is a Terex Company. © 2008 Terex Corporation.

S120 3.5K 0108H. Part No. 109371

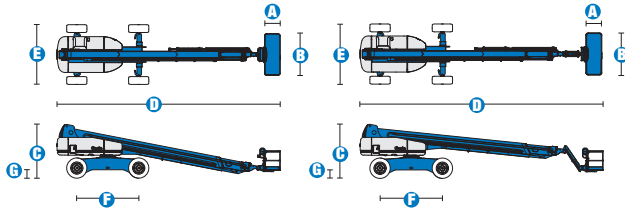
www.genieindustries.com

SELF-PROPELLED TELESCOPIC BOOMS

S™-120 & S™-125



Specifications



MODELS	S™-120		S™-125	
MEASUREMENTS	US	Metric	US	Metric
Working height maximum*	126 ft	38.58 m	131 ft 2 in	40.15 m
Platform height maximum	120 ft	36.58 m	125 ft 2 in	38.15 m
Horizontal reach maximum	75 ft	22.86 m	80 ft	24.38 m
Below ground reach	6 ft 6 in	1.98 m	10 ft 9 in	3.27 m
A Platform length - 8 ft model	3 ft	.91 m	3 ft	.91 m
Platform length - 6 ft model	2 ft 6 in	.76 m	2 ft 6 in	.76 m
B Platform width - 8 ft model	8 ft	2.44 m	8 ft	2.44 m
Platform width - 6 ft model	6 ft	1.83 m	6 ft	1.83 m
C Height - stowed	10 ft 1 in	3.07 m	10 ft 1 in	3.07 m
D Length - stowed	42 ft 8 in	13.00 m	46 ft 9 in	14.25 m
Length - transport (jib tucked under)			39 ft 11 in	12.17 m
E Width - axles retracted	8 ft 2 in	2.49 m	8 ft 2 in	2.49 m
Width - axles extended	11 ft	3.35 m	11 ft	3.35 m
F Wheelbase	12 ft	3.66 m	12 ft	3.66 m
G Ground clearance - center	1 ft 5.5 in	.44 m	1 ft 5.5 in	.44 m

PRODUCTIVITY				
Lift capacity	750 lbs	340 kg	500 lbs	227 kg
Platform rotation	160°		160°	
Vertical jib rotation	—		135°	
Turntable rotation	360° continuous		360° continuous	
Turntable tailswing - axle retracted	5 ft 6 in	1.68 m	5 ft 6 in	1.68 m
Turntable tailswing - axle extended	4 ft 1 in	1.24 m	4 ft 1 in	1.24 m
Drive speed - stowed	3.0 mph	4.8 km/h	3.0 mph	4.8 km/h
Drive speed - raised/extended below 80 ft	0.68 mph	1.1 km/h	0.68 mph	1.1 km/h
Drive speed - raised/extended above 80 ft	0.34 mph	.55 km/h	0.34 mph	.55 km/h
Gradeability - stowed**	40%		40%	
Turning radius - axle retracted: inside	13 ft 2 in	4.01 m	13 ft 2 in	4.01 m
Turning radius - axle retracted: outside	22 ft 2 in	6.75 m	22 ft 2 in	6.75 m
Turning radius - axle extended: inside	8 ft 6 in	2.59 m	8 ft 6 in	2.59 m
Turning radius - axle extended: outside	18 ft 10 in	5.74 m	18 ft 10 in	5.74 m
Controls	12 V DC proportional		12 V DC proportional	
Tires - RT lug	445/65 D22.5		445/65 D22.5	

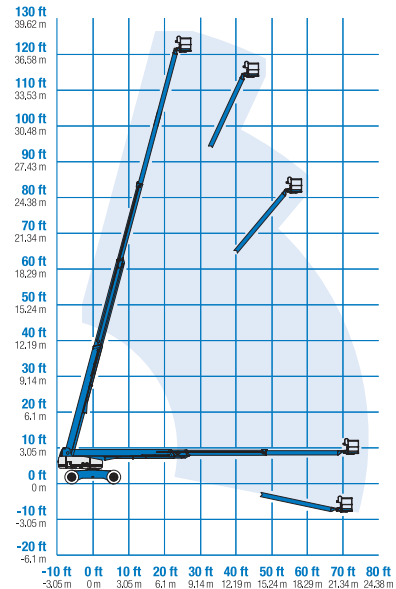
POWER				
Power source	Deutz BF4L 2011 4 cylinder turbo diesel 78 hp (58 kW) Perkins 1104C-44 4 cylinder diesel 83 hp (62 kW) Cummins B4.5 C80 4 cylinder diesel 80 hp (60 kW)			
Auxiliary power unit	12 V DC		12 V DC	
Hydraulic tank capacity	55 gal	208 L	55 gal	208 L
Fuel tank capacity	40 gal	151 L	40 gal	151 L

WEIGHT***				
4WD	44,340 lbs	20,112 kg	44,640 lbs	20,248 kg

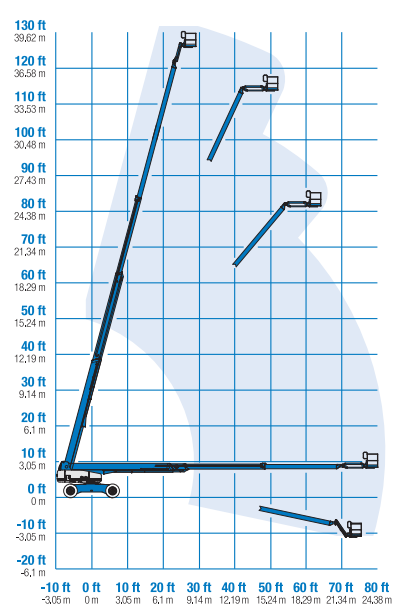
STANDARDS COMPLIANCE ANSI A92.5, CSA B354.4, CE Compliance, AS 1418.10

www.genieindustries.com

RANGE OF MOTION S™-120



RANGE OF MOTION S™-125



* The metric equivalent of working height adds 2 m to platform height. U.S. adds 6 ft to platform height.

** Gradeability applies to driving on slopes. See operator's manual for details regarding slope ratings.

*** Weight will vary depending on options and/or country standards.