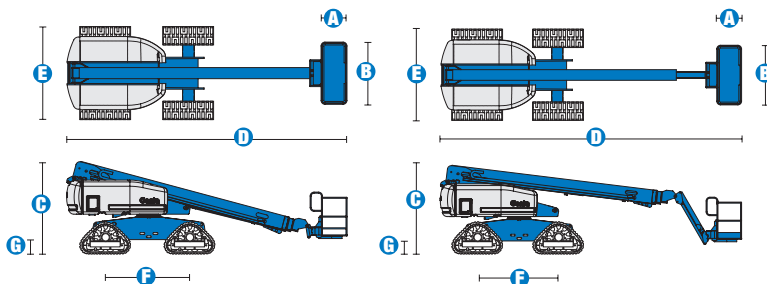


Specifications



MODELS	S™-60		S™-65	
MEASUREMENTS	Metric	US	Metric	US
Working height maximum*	20.30 m	66 ft	21.80 m	71 ft
Working height maximum* (with Trax)	20.34 m	66 ft 2 in	21.86 m	71 ft 2 in
Platform height maximum (on tyres)	18.30 m	60 ft	19.80 m	65 ft
Platform height maximum (with Trax)	18.34 m	60 ft 2 in	19.86 m	65 ft 2 in
Horizontal reach maximum	15.48 m	50 ft 10 in	17.10 m	56 ft 2 in
Below ground reach	1.70 m	5 ft 7 in	2.72 m	8 ft 11 in
A Platform length - 8 ft model	91 cm	3 ft	91 cm	3 ft
Platform length - 6 ft model	76 cm	2 ft 6 in	76 cm	2 ft 6 in
B Platform width - 8 ft model	2.44 m	8 ft	2.44 m	8 ft
Platform width - 6 ft model	1.83 m	6 ft	1.83 m	6 ft
C Height - stowed	2.72 m	8 ft 11 in	2.72 m	8 ft 11 in
- stowed with Trax	2.77 m	9 ft 1 in	2.77 m	9 ft 1 in
D Length - stowed	8.51 m	27 ft 11 in	9.5 m	31 ft 2 in
Length - transport (jib tucked under)			7.60 m	25 ft
E Width - with standard tyres	2.49 m	8 ft 2 in	2.49 m	8 ft 2 in
- with Trax	2.59 m	8 ft 6 in	2.59 m	8 ft 6 in
F Wheelbase	2.5 m	8 ft 2.5 in	2.5 m	8 ft 2.5 in
G Ground clearance- centre	37 cm	1 ft 2.5 in	37 cm	1 ft 2.5 in
- centre Trax	43 cm	1 ft 5 in	43 cm	1 ft 5 in

PRODUCTIVITY	S™-60		S™-65	
Lift capacity	227 kg	500 lbs	227 kg	500 lbs
Platform rotation	160°	160°	160°	160°
Vertical jib rotation			135° (+78° / -57°)	
Turntable rotation	360° continuous		360° continuous	
Turntable tailswing (on tyres)	1.22 m	4 ft	1.22 m	4 ft
Turntable tailswing (with Trax)	1.14 m	3 ft 9 in	1.14 m	3 ft 9 in
Drive speed - 2WD stowed (on tyres)	6.4 km/h	4.0 mph	6.4 km/h	4.0 mph
Drive speed - 4WD stowed (on tyres)	4.8 km/h	3.0 mph	4.8 km/h	3.0 mph
Drive speed - 4WD stowed (with Trax)	3.7 km/h	2.3 mph	3.7 km/h	2.3 mph
Drive speed - raised or extended	1.1 km/h	0.68 mph	1.1 km/h	0.68 mph
Gradeability** stowed - 2WD	30%	30%	30%	30%
Gradeability** stowed - 4WD	45%	45%	45%	45%
Turning radius - inside	2.36 m	7 ft 9 in	2.36 m	7 ft 9 in
- inside with Trax	3.66 m	12 ft	3.66 m	12 ft
Turning radius - outside	5.54 m	18 ft 2 in	5.72 m	18 ft 9 in
- outside with Trax	6.80 m	22 ft 3 in	6.80 m	22 ft 3 in
Controls	12 V DC proportional		12 V DC proportional	
Tyres - RT air filled	355/55D 625		355/55D 625	
Trax - track system - 4 point	Loeering QTS-R42		Loeering QTS-R42	
Ground Pressure (with Trax)	0.63 kg/cm ²	9.2 psi	0.68 kg/cm ²	9.7 psi

POWER	S™-60 / S™-65			
Power source	Ford DSG-423 4 cylinder petrol/LPG 75 hp (56 kW) Deutz D 2011 LO3i cylinder diesel 46 hp (34.3 kW) Perkins 404D-22 4 cylinder diesel 51 hp (38 kW)			
Auxiliary power unit	12 V DC	12 V DC	12 V DC	12 V DC
Hydraulic tank capacity	170 L	45 gal	170 L	45 gal
Fuel tank capacity (Diesel)	132 L	35 gal	132 L	35 gal

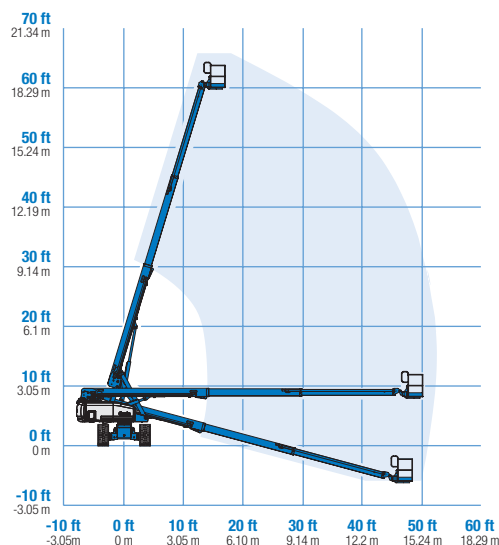
SOUND & VIBRATION LEVELS	S™-60		S™-65	
Sound pressure level (ground workstation)	83 dBA	83 dBA	83 dBA	83 dBA
Sound pressure level (platform workstation)	79 dBA	79 dBA	79 dBA	79 dBA
Vibration	<2.5 m/s ²	<8 ft 2 in/s ²	<2.5 m/s ²	<8 ft 2 in/s ²

WEIGHT***	S™-60		S™-65	
2WD (CE air tyres)	9,308 kg	20,520 lbs	10,024 kg	22,100 lbs
4WD (CE air tyres)	9,385 kg	20,690 lbs	10,102 kg	22,270 lbs
CE Foam Filled tyres	add 343 kg	add 756 lbs	add 343 kg	add 756 lbs
4 WD (Track system)	11,530 kg	25,420 lbs	12,229 kg	26,960 lbs

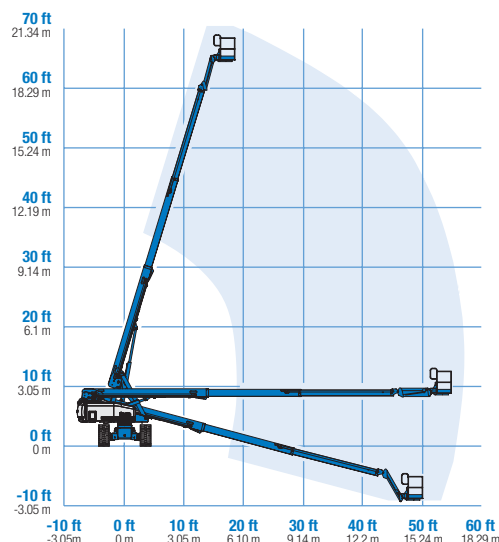
STANDARDS COMPLIANCE

CE EN280, PB-10-611-03

RANGE OF MOTION S™-60 / S™-60 Trax



RANGE OF MOTION S™-65 / S™-65 Trax



* The metric equivalent of working height adds 2 m to platform height. U.S. adds 6 ft to platform height.
** Gradeability applies to driving on slopes, see Operator's Manual for details regarding slope ratings.
*** Weight will vary depending on options and/or country standards.

Features

EASILY CONFIGURED TO MEET YOUR NEEDS

PLATFORM OPTIONS

- Steel 2.44 m (8 ft) (standard)
- Steel 1.83 m (6 ft)
- Steel 2.44 m (8 ft) tri-entry

JIB OPTIONS

- Non-jib
- 1.52 m (5 ft) jib option

POWER OPTIONS

- Ford petrol/LPG 75 hp (56 kW)
- Deutz diesel 46 hp (34.3 kW)
- Deutz turbo diesel 74 hp (55 kW) - option
- Perkins diesel 51 hp (38 kW)

DRIVE OPTIONS

- 2x4
- 4x4 (on tyres or tracks)

AXLE OPTIONS

- Active oscillation
- Non-oscillating

TYRE OPTIONS

- Rough terrain, air-filled (standard)
- Loegering track system QTS-R42
- Rough terrain, foam-filled
- Rough terrain, non-marking, air-filled
- Rough terrain, non-marking, foam-filled
- Tyre sealant (air-filled only)

STANDARD FEATURES

MEASUREMENTS

S™-60, S™-60 Trax

- 20.30 m (66 ft) working height on tyres
- 20.34 m (66 ft 2 in) working height with Trax
- 15.48 m (50 ft 10 in) horizontal reach
- Up to 227 kg (500 lb) lift capacity

S™-65, S™-65 Trax

- 21.80 m (71 ft) working height
- 21.86 m (71 ft 2 in) working height with Trax
- 17.10 m (56 ft 2 in) horizontal reach
- Up to 227 kg (500 lb) lift capacity

PRODUCTIVITY

- Self-levelling platform
- Hydraulic platform rotation
- Fully proportional Hall effect joystick controls
- Fuel select switch on platform and ground control panels (Gas/LPG models)
- Thumb rocker steer
- Drive enable
- AC power cord to platform
- Tilt alarm
- Descent alarm
- Hour meter
- Alarm package (flashing beacon and travel alarm)
- Horn
- 360° continuous turntable rotation
- Locking, low profile turntable covers
- Positive traction drive
- Two speed wheel motors
- Certified load sensor

STANDARD FEATURES cont.

POWER

- 12 V DC auxiliary power
- Anti-restart engine protection
- Auto engine fault shutdown
- Diesel intake air heater (Deutz)



OPTIONS & ACCESSORIES

PRODUCTIVITY

- Platform swing gate
- Half-mesh platform inserts with swing gate*
- Platform top auxiliary rail
- Weld leads to platform (N/A with Deluxe Hostile environment package)
- Hydraulic oil cooler
- Air line to platform
- Power to platform (incl. plug, socket and ground fault interrupt leakage on request)
- Light package: 2 chassis mounted drive lights, 2 platform mounted work lights
- Basic Hostile environment kit: cylinder bellows, boom wiper seals, platform and ground control box cover
- Deluxe Diesel/ Dual-fuel Hostile environment kit (adds to basic kit: center turntable shield, ring gear guard, tail pipe guard, engine cover flaps and air pre-cleaner)
- Low temperature cut-out module
- Biodegradable hydraulic oil
- Aircraft protection kit: platform foam padding & padded disable system**
- Tool tray
- Dual axis joystick steering
- Fluorescent tube caddy***
- Panel cradle package****
- Platform work lights
- Lockable platform control box cover
- Tow package (tyres only)

POWER

- Engine gauge package (oil pressure, temp. & amp)
- AC generator packages
- Diesel catalytic scrubber muffler
- Diesel intake air pre-cleaner
- Engine heater
- Refinery kit (spark arrestor + Chalwyn valve)
- LPG tank (Ford engine only)

* Not available on tri-entry platforms

** 1.83 m (6 ft) platform only

*** Available aftermarket only

**** Requires tri-entry platform and foam filled tyres

Enquiries from Europe:

Tel: +31 165 519 361

Fax: +31 165 511 148

Email: AWP-InfoEurope@terex.com

Offices:

France

Tel: +33 (0)2 37 26 09 99

Fax: +33 (0)2 37 26 09 98

Germany

Tel: +49 (0)4221 491 810

Fax: +49 (0)4221 491 820

Spain

Tel: +34 93 572 50 90

Fax: +34 93 572 50 91

Scandinavia

Tel: +46 31 57 51 00

Fax: +46 31 57 51 04

The Netherlands

Tel: +31 165 519 361

Fax: +31 165 511 148

UK

The Maltings

Wharf Road

Grantham NG31 6BH

UK

Tel: +44 (0)1476 584333

Fax: +44 (0)1476 584334

Middle East

Tel: +971 4 399 0381

Fax: +971 4 399 0382

Email: AWP.Infome@terex.com

Russia & CIS countries

Tel: +7 495 660 32 30

Fax: +7 495 660 32 29

Email: info@terexrus.ru

Corporate Headquarters:

United States

18340 NE 76th Street

P.O. Box 97030

Redmond, WA

USA 98073-9730

Tel: +1 425 881-1800

Fax: +1 425 883-3475

Distributed By: